

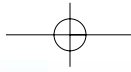
## SECTION 3 : Performance against NSDS Targets

### Success Indicator 1.1

By March 2005, 70% of workers have at least a Level 1 qualification on the NQF

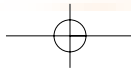
<b>No of workers in sector</b>	<b>450,000</b>	
<b>No of workers at NQF 1 in the sector</b>	<b>315,000</b>	
<b>Total of workers to be at NQF 1 by March 2005</b>	<b>180,000</b>	
<b>MoU 04/05 target to be achieved</b>	<b>25,000</b>	
<b>Total number of workers to be trained on NQF1 by March 2005</b>	<b>25,000</b>	
		Actual 00/ 02
No of workers in the sector at NQF 1	0	
% of workers at NQF 1	0%	
Total No of Workers Trained on NQF1	0	
Total No of Workers Trained on all ABET levels		
<b>Total No of black workers to have at least NQF 1</b>	<b>21,250</b>	
<b>% Target No of black workers to have at least NQF 1</b>	<b>85%</b>	
<b>No of Women in the sector to have at least NQF 1</b>	<b>13,500</b>	
<b>% Target no of Women to be at NQF 1</b>	<b>54%</b>	
<b>People with Disabilities in the sector to have at least NQF 1</b>	<b>1,000</b>	
<b>% Target No of People with Disabilities to be at NQF 1</b>	<b>4%</b>	
<b>MoU 04/05 target to be achieved</b>	<b>915</b>	
<b>Target No of workers to be trained on NQF1 by March 2005</b>	<b>25,000</b>	
		Actual 00 / 02
No of black workers trained in the sector on NQF 1		
% of No of black workers trained in the sector on NQF 1	0%	
No of women trained in the sector on NQF1	0	
% of No of women trained in the sector on NQF1	0%	
No of People with Disabilities trained in the sector on NQF 1	-	
% of No People with Disabilities trained in the sector on NQF 1	0%	

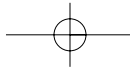




	Actual 02 / 03	Actual 03 / 04	Actual 04 / 05	Accumulative	% of Target Achieved
	0	0	0	0	
	5%	7%	42%	54%	54%
	9,250	11,820	75,977	97,047	

	Actual 02 / 03	Actual 03 / 04	Actual 04 / 05	Accumulative
	9,250	11,820	54,045	75,115
	44%	56%	254%	353%
	0	0	31,475	31,475
	0%	0%	233%	233%
	0	0	82	82
	0%	0%	8%	8%





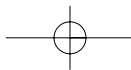
## SECTION 3 : Performance against NSDS Targets

### Success Indicator 1.2

By March 2005, a minimum of 15% of workers to have embarked on a structured learning programme (no of interventions), of whom at least 50% have completed their programme satisfactorily

<b>No of workers in sector</b>	<b>450,000</b>	
<b>No of workers to embark on structured learning annually</b>	<b>67,500</b>	
<b>MoU 04/5</b>	<b>186,000</b>	
<b>No of learners to complete structured learning annually</b>	<b>93,000</b>	
		<b>Actual 00/ 02</b>
No of workers participated on structured learning in the sector		15,694
% of workers participated on structured learning in the sector		23%
No of workers that have completed structured learning in the sector		15,694
% of workers that have completed structured learning		23%
<b>Total No of black workers to participate on structured learning</b>	<b>57,375</b>	
<b>% Target No of black workers to participate on structured learning</b>	<b>85%</b>	
<b>No of Women to participate on structured learning</b>	<b>36,450</b>	
<b>% Target no of Women to participate on structured learning</b>	<b>54%</b>	
<b>People with Disabilities to participate on structured learning</b>	<b>2,700</b>	
<b>% Target No of People with Disabilities to be at NQF 1</b>	<b>4%</b>	
<b>MoU 04/05 target to be achieved</b>	<b>91,204</b>	
<b>Target No of workers to participate in structured learning</b>	<b>67,500</b>	
		<b>Actual 00 / 02</b>
No of Black Workers Participating in structured learning		0
% of No of Black workers participating in structured learning		0%
No of Women Workers participating in structured learning		0
% of No of Women workers participating in structured learning		0%
No of Disabled Workers participating in structured learning		0
% of No workers with Disabilities workers participating in structured learning		0%

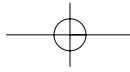




	Actual 02 / 03	Actual 03 / 04	Actual 04 / 05	Accumulative	Ave % of Target Achieved
	202,289	144,230	221,534	583,747	
	300%	214%	328%	865%	173%
	202,289	144,230	341,543	703,756	
	300%	214%	506%	1043%	209%

	Actual 02 / 03	Actual 03 / 04	Actual 04 / 05	Accumulative	Average
	62,299	213,658	171,875	447,832	89,566
	109%	372%	300%	781%	156%
	0	0	117,745	117,745	23,549
	0%	0%	323%	323%	65%
			543	543	109
	0%	0%	20%	20%	4%





## SECTION 3 : Performance against NSDS Targets

### Success Indicator 1.3

By March 2005, an average of 20 enterprises per sector, (to include large, medium and small enterprises), and at least five national government departments, to be committed to, or have achieved, an agreed national standard for enterprise-based people development

<b>Total No of enterprises agreed to achieve the national standard</b>	<b>20</b>
<b>Total No of enterprises agreed to achieve the national standard</b>	<b>100%</b>
<b>MoU 04/05 target to be achieved</b>	<b>20</b>

No of Enterprises committed/recognised to national standard  
% of Target achieved

Actual 00/ 02

0  
0%

**Success Indicator 2.1** By March 2005, at least 75% of enterprises with more than 150 workers are receiving skills development grants and the contributions towards productivity and employer and employee benefits are measured

<b>No of enterprises paying levy</b>	<b>162</b>
<b>No of Enterprises paying levy receiving WSP grants</b>	<b>122</b>
<b>% of Enterprises paying levy receiving WSP grants</b>	<b>75%</b>

No of Enterprises paying levy receiving WSP grants  
% of Enterprises paying levy receiving WSP grants

Actual 00/ 02

65  
133%

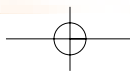
**Success Indicator 2.2** By March 2005, at least 40% of enterprises employing between 50 and 150 workers are receiving skills development grants and the contributions towards productivity and employer and employee benefits are measured

<b>No of enterprises paying levy</b>	<b>155</b>
<b>No of Enterprises paying levy receiving WSP grants</b>	<b>62</b>
<b>% of Enterprises paying levy receiving WSP grants</b>	<b>40%</b>

No of Enterprises paying levy receiving WSP grants  
% of Enterprises paying levy receiving WSP grants

Actual 00/ 02

0  
0%



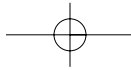


	Actual 02/ 03	Actual 03 / 04	Actual 04 / 05	Accumulative	Ave % of Target Achieved
	0	0	24	24	
	0%	0%	120%	120%	<b>120%</b>

	Actual 02/ 03	Actual 03 / 04	Actual 04 / 05	Accumulative	Ave % of Target Achieved
	87	130	134	134	
	72%	107%	110%	110%	<b>110%</b>

	Actual 02/ 03	Actual 03 / 04	Actual 04 / 05	Accumulative	Ave % of Target Achieved
	72	121	131	131	
	116%	195%	211%	211%	<b>211%</b>





## SECTION 3 : Performance against NSDS Targets

### Success Indicator 2.3

By March 2005, learnerships are available to workers in every sector

<b>No of Learnerships to be registered</b>	<b>25</b>	
<b>No of Learnerships active</b>	<b>24</b>	
<b>% of Learnerships active compared to no registered</b>	<b>100%</b>	
		Actual 00/ 02
		23
		92%

### Success Indicator 3.1

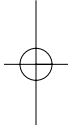
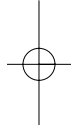
By March 2005, 20% of new or existing registered small business to be supported in skills development initiatives and the impact of such measured.

<b>No of small business in the sector</b>	<b>14,952</b>	
<b>No of small businesses to receive WSP Grants and support</b>	<b>1384</b>	
<b>% of No of small businesses to receive WSP Grants and support</b>	<b>9%</b>	
<b>No of small businesses to receive WSP Grants</b>	<b>1,384</b>	
<b>% of No of small businesses to receive WSP Grants</b>	<b>9%</b>	
<b>No of small business receiving support</b>	<b>0</b>	
<b>% of small business receiving supporty</b>	<b>0%</b>	
		Actual 00/ 02
No of small businesses receiving WSP Grants and support		
% of No of small businesses receiving WSP Grants and support		0%
No of small businesses receiving WSP Grants		0
% of No of small businesses receiving WSP Grants		0%
No of small businesses receiving support		0
% of No of small businesses receiving support		0%



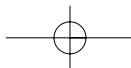


	Actual 02/ 03	Actual 03 / 04	Actual 04 / 05	Accumulative	Ave % of Target Achieved
	23	23	24	24	
	92%	92%	96%	96%	<b>96%</b>



	Actual 02/ 03	Actual 03 / 04	Actual 04 / 05	Accumulative	Ave % of Target Achieved
		91	2,983	3074	
	0%	7%	216%	222%	222%
	0	0	671	671	
	0%	0%	48%	48%	
	0	91	2,312	2403	
	0%	7%	167%	174%	





## SECTION 3 : Performance against NSDS Targets

### Success Indicator 5.1

By March 2005, a minimum of 80 000 (unemployed) people under the age of 30 (amended to 35 in GDS) have entered learnerships (and/or apprenticeships as per GDS).

<b>Sector baseline</b>	<b>450,000</b>	
<b>Total No of 18(2) Learners + Apprentices to be registered</b>	<b>15,000</b>	
<b>MoU 04/05 target to be achieved</b>	<b>2,320</b>	
<b>Total Number of 18(2) Learners to be registered in Learnerships</b>	<b>2,320</b>	
		<b>Actual 00/ 02</b>
Total No of 18(2) Learners + Apprentices registered		2,013
% Total No of 18(2) Learners + Apprentices registered		13%
Total No of 18(2) Learners in Learnerships registered		2,013
% Total No of 18(2) Learners in Learnerships registered		13%
Total No of 18(2) Apprentices registered		940
% Total No of 18(2) Apprentices registered		6%
<b>No of Black 18(2) + Apprentices to be registered</b>	<b>12,750</b>	
<b>% of No of Black 18(2) + Apprentices to be registered</b>	<b>85%</b>	
<b>No of Women 18(2) + Apprentices to be registered</b>	<b>8,100</b>	
<b>% No of Women 18(2) + Apprentices to be registered</b>	<b>54%</b>	
<b>No of Disabled 18(2) + Apprentices to be registered</b>	<b>600</b>	
<b>% No of Disabled 18(2) + Apprentices to be registered</b>	<b>4%</b>	
		<b>Actual 00 / 02</b>
No of Black 18(2) + Apprentices registered		500
% of No of Black 18(2) + Apprentices registered		4%
No of Women 18(2) + Apprentices registered		0
% No of Women 18(2) + Apprentices registered		0%
No of Disabled 18(2) + Apprentices registered		0
% No of Disabled 18(2) + Apprentices registered		0%

